



**Gies College  
of Business**

# Career Outcomes for On-Campus Graduate Programs

Gies College of Business is here to support you every step of the way. Our faculty will help you learn the skills you need and you can tap into our strong network of employers and alumni to land a fulfilling job after graduation.

This report summarizes career outcome, salary, and top employer information for graduates of our on-campus graduate programs. This information is provided as a resource for prospective learners, current learners, faculty, and staff. The stats are based on responses to the annual Illini Success Survey and represent Gies Business learners who graduated in August 2024, December 2024 and May 2025.

Keep in mind, individual situations and prevailing labor market conditions can influence the hiring timeline in a big way.

## **About STEM designation**

All Gies Business on-campus graduate programs are STEM-designated. A STEM designation is a label given to certain academic programs in the United States by the Department of Homeland Security (DHS) in fields related to science, technology, engineering, and mathematics (STEM).

Students who graduate from STEM-designated degree programs are eligible for certain benefits, such as an extension of their Optional Practical Training (OPT) work authorization. OPT is a program that allows international students to work in the United States after graduation. With a STEM-designated graduate degree, students can extend their OPT for an additional 24 months, helping them gain more hands-on experience working in the United States.

## **Accuracy in Reporting Employment Statistics**

Gies College of Business adheres to the MBA Career Services & Employer Alliance (MBA CSEA) Standards for Reporting Employment Statistics ([mbacsea.org](http://mbacsea.org)). Conformance to this business school industry standard ensures accurate and comparable employment data.

# Master of Accounting Science (MAS) 2024–2025

TOTAL NUMBER OF LEARNERS WHO GRADUATED: **154**

## Employment Profile (6-month data)

# 96.4%

### Successful career outcomes

Known employment status among all grads	111
Number of learners seeking a job	111
Number of learners hired	107
Successful career outcomes	96.4%
Domestic learners	97.6%
International learners	92.6%

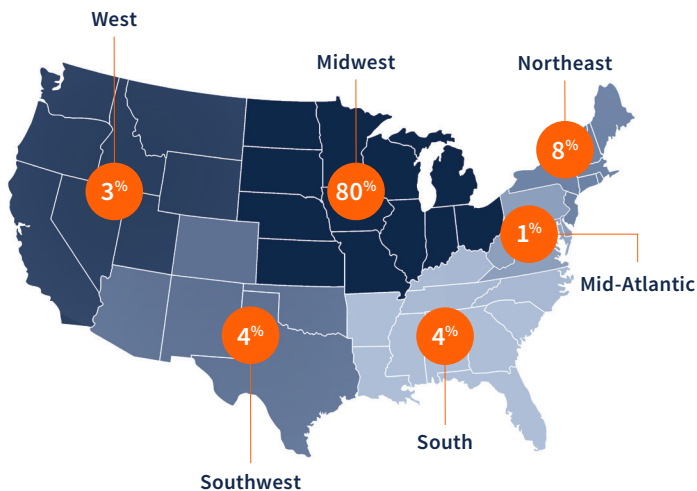
## Salary Information (6-month data)

# \$77,373

### Average Salary in the US

Number of salaries reported	35
Salary knowledge rate	32.7%
Average salary in the US (# reporting)	\$77,373 (35)
Average salary abroad (# reporting)	Insufficient data (0)
Average signing bonus (# reported)	\$3,750 (10)

## Locations of Accepted Offers (US)



## Sample Employers Who Hired MAS Graduates

Amazon	Grant Thornton
Andersen	Guggenheim Partners
Archer Daniels Midland	Hyatt Hotels Corporation
CNH International	KPMG
Crowe	Plante Moran
Deloitte	PwC
Ernst & Young	RSM
Federal Reserve Board	

## Sample Job Titles of MAS Graduates

Accountant, Associate US Tax Consultant, Assurance Associate, Audit & Assurance Associate, Auditor, Finance Associate, Forensic Accountant Staff, International Tax Associate, IT Tech Risk Staff, Real Estate Tax Associate, Risk Advisory Associate, Risk Management Associate, Sales and Marketing Associate, State & Local Tax Associate, Tax Analyst, Tax Technology Consultant, Trust Solutions Associate, Value Chain Alignment Tax Consultant.

# Master of Science in Accountancy (MSA) 2024–2025

TOTAL NUMBER OF LEARNERS WHO GRADUATED: **166**

## Employment Profile (6-month data)

# 92.9%

Successful career outcomes

Known employment status among all grads	99
Number of learners seeking a job	99
Number of learners hired	92
Successful career outcomes	92.9%
Domestic learners	100%
International learners	91.4%

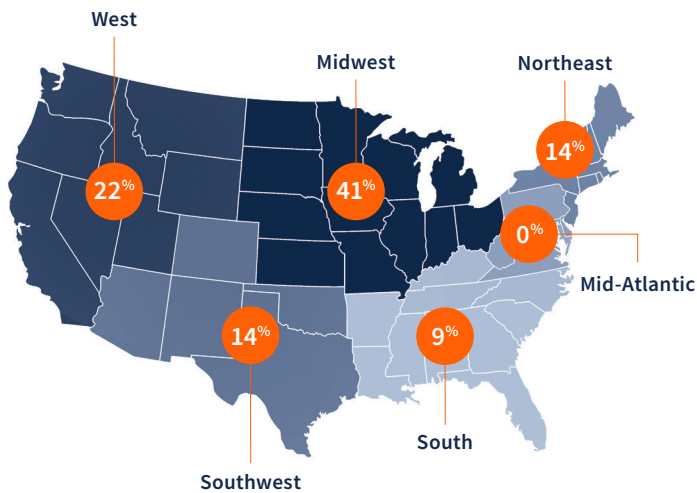
## Salary Information (6-month data)

# \$72,136

Average Salary in the US

Number of salaries reported	34
Salary knowledge rate	37.0%
Average salary in the US (# reporting)	\$72,136 (29)
Average salary abroad (# reporting)	\$24,457 (5)
Average signing bonus (# reported)	\$3,917 (9)

## Locations of Accepted Offers (US)



## Sample Employers Who Hired MSA Graduates

- BDO China
- Carle Foundation
- Chen and Fan
- Crowe
- Deloitte
- EY
- Grant Thornton
- KPMG
- ICBC China
- Malone Bailey
- Miller Cooper
- Ministry of Finance Indonesia
- PwC
- Rodl & Partners
- RSM
- SRJ
- Wei, Wei & Co.
- White and Associates

## Sample Job Titles of MSA Graduates

Accounting Associate, Assurance Associate, Audit & Assurance Associate, Audit Accountant, Auditor, Business Development Staff, Cloud & Digital Analytics Insights Senior Associate, Cost Accountant, Entry Level Tax Position, Finance Specialist, Industry Research Assistant, Revenue Officer, Risk Consultant, Tax Accountant, Tax Analyst, Tax Associate, Tax Consultant.

# Master of Science in Business Analytics (MSBA) 2024–2025

TOTAL NUMBER OF LEARNERS WHO GRADUATED: **117**

## Employment Profile (6-month data)

# 88.2%

### Successful career outcomes

Known employment status among all grads	68
Number of learners seeking a job	68
Number of learners hired	60
Successful career outcomes	88.2%
Domestic learners	77.8%
International learners	89.8%

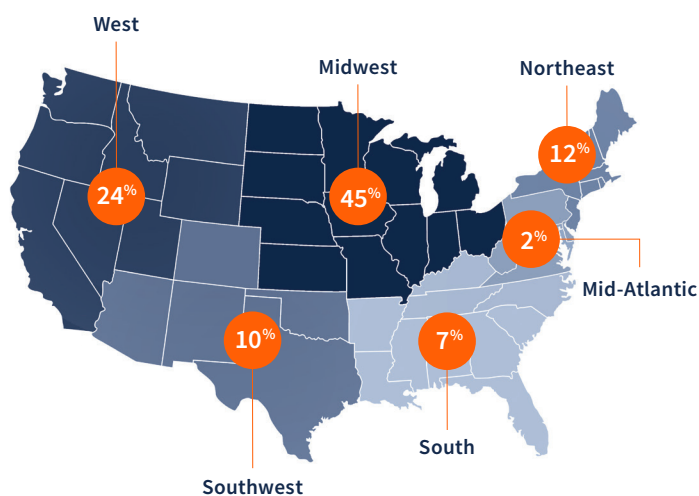
## Salary Information (6-month data)

# \$88,615

### Average Salary in the US

Number of salaries reported	14
Salary knowledge rate	23.3%
Average salary in the US (# reporting)	\$88,615 (13)
Average salary abroad (# reporting)	Insufficient data (1)
Average signing bonus (# reported)	\$11,900 (5)

## Locations of Accepted Offers (US)



## Sample Employers Who Hired MSBA Graduates

AiWave Technology	State Farm
Amazon	Technical Consulting & Research Inc.
Bank of China	Telkom Indonesia
California Center for Population Research	TikTok
Caterpillar	University of Illinois
Farm Credit Illinois	Vista Research
HSBC	Wayfair
PwC	

## Sample Job Titles of MSBA Graduates

Associate Product Manager, Business Analyst, Data Engineer, Data Analyst, Data Scientist, Engineer, Financial Manager, Growth Marketing Manager, Import Specialist, Investment Quantitative Developer, Management Associate, Marketing Analyst, Microsoft 365 Technical Consultant, Operation Specialist, Pricing Analyst, Project Coordinator, Research & Policy Analyst, Sr. Product Manager, Staff Accountant, Supply Chain Analyst, Threat Disruption Analyst.

# Master of Science in Finance (MSF) 2024–2025

TOTAL NUMBER OF LEARNERS WHO GRADUATED: **177**

## Employment Profile (6-month data)

# 83%

### Successful career outcomes

Known employment status among all grads	53
Number of learners seeking a job	53
Number of learners hired	44
Successful career outcomes	83.0%
Domestic learners	100%
International learners	82%

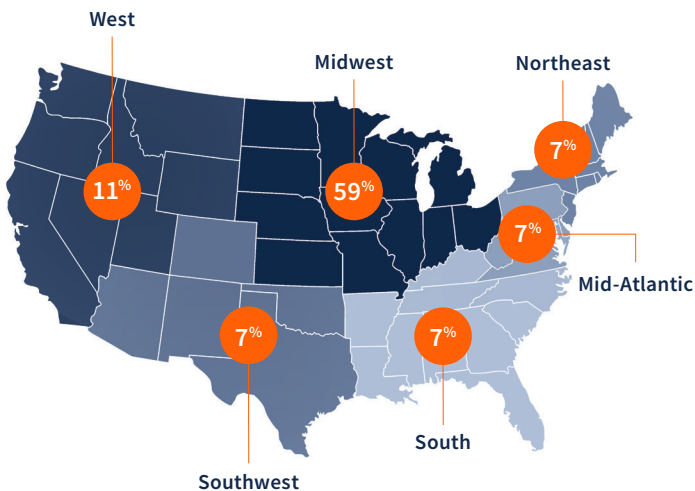
## Salary Information (6-month data)

# \$89,000

### Average Salary in the US

Number of salaries reported	11
Salary knowledge rate	25.0%
Average salary in the US (# reporting)	\$89,000 (8)
Average salary abroad (# reporting)	\$42,381 (3)
Average signing bonus (# reported)	Insufficient data (2)

## Locations of Accepted Offers (US)



## Sample Employers Who Hired MSF Graduates

Amazon	First Midwest Group
Busey	FHL Bank of Atlanta
Changsha Chengfa Group	Fifth Third Bank
CIBC	Hewlett Packard
Crowe	PwC
Dayforce	Ravinia Capital
Equity Methods	TSMC
EY	Zacks Investment Management

## Sample Job Titles of MSF Graduates

Advisory Consultant, Audit Associate, Commercial Credit & Wealth Analyst, Data Analyst, Equity Research Analyst, ETL & Data Quality Associate, Financial Accountant, Financial Analyst, Financial Risk Analyst, Financial Services Global Structuring Associate, Founder, Investment Banking Analyst, Business Analyst, Market Analysis Section Head, Model Risk Governance Analyst, Operations Manager, Performance Analyst, Project Manager, Valuation Associate, Workforce Analyst.

# Master of Science in Management (MSM) 2024–2025

TOTAL NUMBER OF LEARNERS WHO GRADUATED: **100**

## Employment Profile (6-month data)

# 76.8%

### Successful career outcomes

Known employment status among all grads	56
Number of learners seeking a job	56
Number of learners hired	43
Successful career outcomes	76.8%
Domestic learners	81.8%
International learners	73.5%

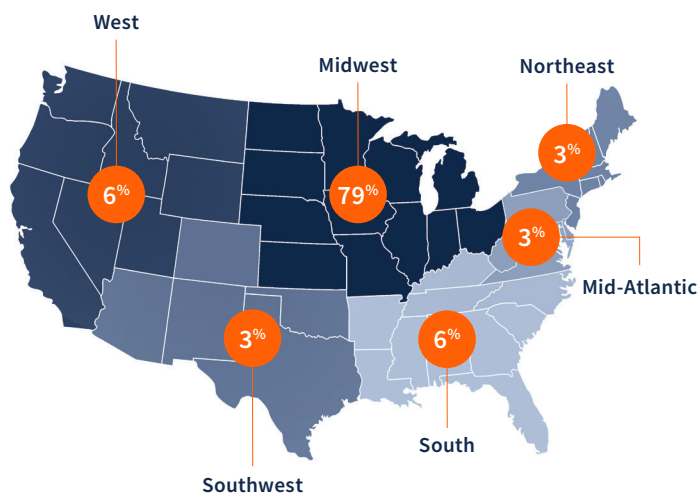
## Salary Information (6-month data)

# \$72,857

### Average Salary in the US

Number of salaries reported	11
Salary knowledge rate	25.6%
Average salary in the US (# reporting)	\$72,857 (8)
Average salary abroad (# reporting)	\$65,885 (3)
Average signing bonus (# reported)	\$3,025 (3)

## Locations of Accepted Offers (US)



## Sample Employers Who Hired MSM Graduates

Amazon	Insured Nomads
AtSquareone	Stealth Mode
Cainiao Network	Tata Elxsi
Chubb Group	The Simple Good
Cooks Direct	Thrive North Capital Solutions
Doss	Transform Consulting Group
Education Justice Project	University of Illinois
Fisher National Bank	Valenta
ICBC	

## Sample Job Titles of MSM Graduates

Account Strategist, Account Manager, Analyst, Architect, Assistant General Manager, Brand Manager, Customer Success Manager, Event Marketing & Development Specialist, Farm Manager, Financial Institution Specialist, Global Technical Recruiter, Head Coach & General Manager, Marketing Communications Manager, Marketing Consultant, Project Manager, Engagement Coordinator, Risk Management Specialist, Wealth Management Advisor.

# Master of Science in Technology Management (MSTM) 2024–2025

TOTAL NUMBER OF LEARNERS WHO GRADUATED: **135**

\* Due to campus career outcome reporting standards, the MSTM class profile for this report represents learners enrolled in the 2023–2024 academic year. Since MSTM learners typically graduate in August, their outcomes are not available until the following academic year's report.

## Employment Profile (6-month data)

# 95.7%

### Successful career outcomes

Known employment status among all grads	117
Number of learners seeking a job	117
Number of learners hired	112
Successful career outcomes	95.7%
Domestic learners	85.7%
International learners	96.4%

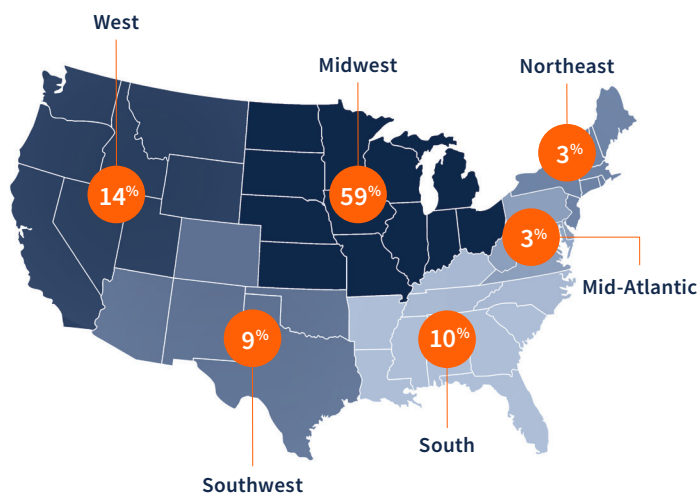
## Salary Information (6-month data)

# \$89,200

### Average Salary in the US

Number of salaries reported	12
Salary knowledge rate	10.7%
Average salary in the US (# reporting)	\$89,200 (10)
Average salary abroad (# reporting)	Insufficient data (0)
Average signing bonus (# reported)	\$12,750 (4)

## Locations of Accepted Offers (US)



## Sample Employers Who Hired MSTM Graduates

Amazon	Hewlett Packard
Blink Charging	Infinx
Boston Consulting Group	Ingersoll Rand
Capgemini	LG Electronics
Country Financial	OneConnect Financial Technology
Deloitte	Tech Mahindra
Dow Jones	Tesla
Goldman Sachs	TransUnion

## Sample Job Titles of MSTM Graduates

Analyst, Associate Product Manager, Business Analyst, Business Intelligence Analyst, Business Solutions Analyst, Client Solutions Specialist, Implementation Specialist, Lead Product Manager, Manufacturing Engineer, Practice Area Assistant, Program/Product Management Engineer, Project Manager, Research Software Engineer, Senior Analyst, Senior Cloud Engineer, Software Engineer, Supply Chain Analyst, Tax Consultant, Technical Proposal Solution Engineer.