



**Gies College
of Business**

Gies Business Outcomes 2023-2024

Everything we do at Gies is focused on our students' academic, professional, and personal success. Our curricular and co-curricular experiences provide a pathway for students to develop the skills needed to be competitive in the market and thrive in their careers. Each student defines success differently. Successful outcomes include employment, continuing education, and volunteer service. This report is based on responses to the annual Illini Success Survey and focuses on Gies students who graduated in August 2023, December 2023, and May 2024 cohorts. Full reports of student outcomes are available through the [Illini Success initiative](#).

Undergraduate—6 months post-graduation

96%

Successful Outcomes

\$76,560

Average Salary

\$5,993

Average Signing Bonus

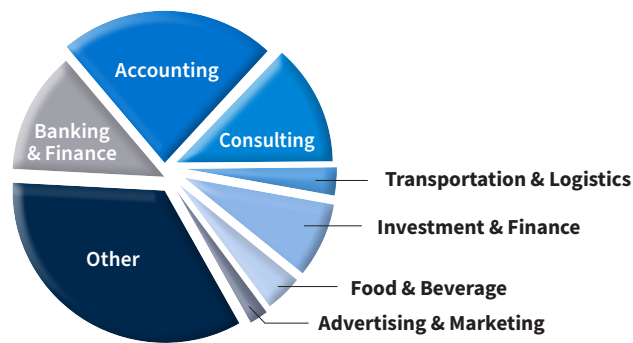
Major	Successful Outcomes	Average Salary	Average Signing Bonus
Accountancy	98%	\$78,477	\$4,475
Finance	96%	\$82,070	\$7,276
Information Systems	95%	\$77,189	\$5,675
Management	97%	\$72,427	\$5,635
Marketing	93%	\$69,136	\$5,105
Operations Management	93%	\$67,667	\$8,375
Strategy, Innovation, & Entrepreneurship	96%	\$73,208	\$7,650
Supply Chain Management	96%	\$73,598	\$6,412

Gies Business Outcomes 2023–2024

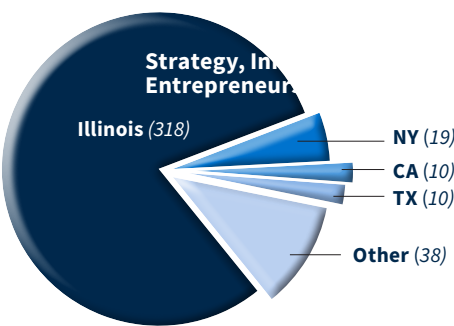
Undergraduate—6 months post-graduation

Major	Successful Outcomes	Employed	Continuing Education	Seeking
Accountancy	98%	55%	43%	2%
Finance	96%	84%	12%	4%
Information Systems	95%	88%	7%	5%
Management	97%	87%	10%	2%
Marketing	93%	83%	10%	5%
Operations Management	93%	73%	7%	6%
Strategy, Innovation, & Entrepreneurship	96%	74%	22%	4%
Supply Chain Management	96%	91%	2%	4%

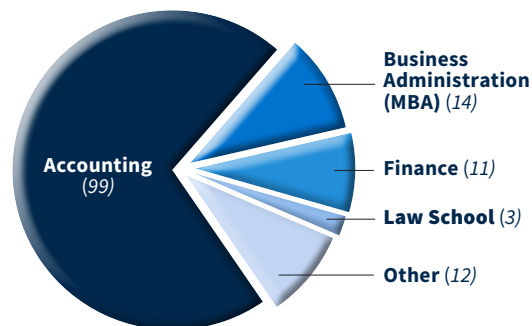
Top Industries for Students Accepting Full-Time Employment



Top Destination States for Students Accepting Full-Time Employment



Top Degrees Pursued by Students Enrolling in Additional Education after Graduation



Sample list of employers

Abbott	KPMG
Amazon	Lincoln International
Capital One	Medline Industries
Crowe	Pepsi
Deloitte	Plante Moran
EY	PwC
Grainger	RSM
JPMorgan Chase	Synchrony

Gies Business Outcomes 5 Year Trends

All Gies Undergraduates—6 months post-graduation



Major	2019-2020	2020-2021	2021-2022	2022-2023	2023-2024
Accountancy					
Successful Outcomes	99%	99%	99%	99%	98%
Average Salary	\$68,629	\$66,678	\$74,344	\$80,425	\$78,477
Average Bonus	\$5,616	\$4,057	\$5,801	\$5,429	\$4,475
Finance					
Successful Outcomes	99%	98%	99%	96%	96%
Average Salary	\$70,009	\$71,129	\$78,907	\$84,628	\$82,070
Average Bonus	\$7,019	\$6,144	\$7,272	\$7,371	\$7,276
Information Systems					
Successful Outcomes	96%	99%	97%	97%	95%
Average Salary	\$69,065	\$69,642	\$72,359	\$79,454	\$77,189
Average Bonus	\$6,046	\$5,161	\$5,973	\$6,133	\$5,675
Management					
Successful Outcomes	94%	100%	96%	86%	97%
Average Salary	\$61,361	\$56,267	\$68,575	\$66,150	\$72,427
Average Bonus	\$7,000	\$3,357	\$6,071	N/A	\$5,635
Marketing					
Successful Outcomes	94%	98%	95%	94%	93%
Average Salary	\$61,264	\$62,039	\$66,132	\$72,716	\$69,136
Average Bonus	\$5,613	\$4,960	\$5,751	\$6,232	\$5,105
Operations Management					
Successful Outcomes	88%	100%	100%	100%	93%
Average Salary	\$70,250	\$71,950	\$66,875	\$71,944	\$67,667
Average Bonus	\$7,383	\$7,660	\$7,333	\$4,333	\$8,375
Supply Chain Management					
Successful Outcomes	96%	98%	100%	100%	96%
Average Salary	\$67,196	\$65,930	\$70,700	\$77,625	\$73,598
Average Bonus	\$5,150	\$4,794	\$5,940	\$5,810	\$6,412